

LESSON 4

THE LAST SUPPER

LESSON AT A GLANCE

WONDER TRUTH: Jesus Wants Us to Remember His Death

SCRIPTURE: [Luke 22](#)

GOD'S BIG STORY: At His last supper with His disciples, Jesus introduces Communion and asks His disciples to use the bread and the cup to remember His death.

MEMORY VERSE: Come to me, all you who are weary and burdened, and I will give you rest. — [Matthew 11:28](#)

CURIOSITY Large Group or Small Group

Activities that spark curiosity, encourage exploration, and get kids thinking about the wonder of God.

- Welcome Question: What is one of your favorite memories?
- Curiosity Questions
- Declaring God's Wonder

**BELIEF** Large Group

A deep and interactive dive into Scripture that guides kids into knowing God more deeply, exploring His big story, and marveling at His wonder.

- Prayer of Invitation
- God's Big Story: Hear It, Watch It, Experience It!
- Connecting the Wonder Truth
- Memory Verse: [Matthew 11:28](#)

FAITH Small Group

An intentional conversation that helps kids see the wonder of God's story and how it connects to their own, emboldening their faith and fostering a deeper understanding of their place in God's kingdom.

- Responding in Worship: Contemplating Communion
- Discussion Questions for Younger and Older Kids
- Small Group Prayer Time
- Blessing Your Kids

CLOSING Large Group or Small Group

Interactive options to reinforce the lesson and keep kids engaged during pick up.

- Shake On It
- Four Corners Review

INVITATION

We invite you to pause, listen, and shift your gaze toward the Father ...

Sharing meals together is a natural part of life. While walking together from town to town, Jesus and the disciples ate together as good friends do. In [Luke 22](#), we see what Christians traditionally refer to as the Last Supper. Take time now to read [Luke 22:7–20](#).

It was time to observe Passover, and Jesus gathered His disciples together to partake of this sacred feast. I wonder if the disciples thought this was just another meal they were eating together. Yes, it had the significance of being Passover, but do you think they realized this was the last supper they would eat with Jesus before He died?

Jesus spoke some powerful words to prepare the disciples for what was just mere hours away. This special supper has become the foundation of an important ritual. Churches all over the world remember Jesus' death by observing the Lord's Supper or Communion.

Whether we physically partake of a drink and food to remember Jesus' death or simply set time aside to sit in Jesus' presence, it is so important that we remember what He did for us. His sacrificial death removed the eternal consequence for sin and provided the way for us to walk daily with Jesus. As we remember His death, may we never forget how our Savior showed His ultimate love to us.

DID YOU KNOW?**FOUNDATION BUILDING BLOCKS****WHO?**

Jesus shared the Passover Feast with His 12 disciples. He gave Peter (also called Simon) and John (self-described “the disciple Jesus loved”) the task of preparing for the meal according to His instructions. Judas Iscariot served as the group’s treasurer and betrayed Jesus in the garden of Gethsemane.

WHAT?

Judas agreed to betray Jesus to the chief priests. Then Jesus shared the Passover meal with His disciples, knowing that His suffering was near. Jesus told the disciples to remember His death as His body would be given for them and His blood poured out.

WHERE?

Jesus and His disciples shared the Last Supper in the upstairs guest room of a house within the city walls of Jerusalem. Because it was a two-story house, it was likely owned by a somewhat wealthy person and located in the Upper City near the temple.

WHEN?

This story happens during the Passover Feast, when Jewish people remembered how God delivered His people from slavery in Egypt. It comes just before Jesus was betrayed in the garden of Gethsemane, which led to His suffering and death on the cross.

CONNECTING TO GOD’S BIG STORY

During the Last Supper, Jesus referred to the cup as “the new covenant in my blood” (Luke 22:20). Jesus was about to give His life and pour out His blood to achieve a new and greater deliverance than the exodus—deliverance from sin and death.

Large Group or Small Group

Spark curiosity, encourage exploration, and get kids thinking about the wonder of God.

Welcome Question

Before kids arrive, display the [Last Supper Welcome Question Slide](#) or point out the following question on a whiteboard: “What is one of your favorite memories?” Set out sheets of paper and coloring utensils.



What is one of your favorite memories?

As kids arrive ...

Warmly welcome kids by name. Show them the [Welcome Question](#). Encourage them to share a favorite memory with someone else in the room. Invite kids to illustrate their answers if they choose. If you have younger kids, be sure to read the question for them.

Countdown Video

Play the [countdown video](#) provided and then show it every week before your official start time to signal time to clean up.

Free Play

Tables will be set with games, toys, and activities for kids to enjoy until the lesson begins. This is a great opportunity to connect with kids by getting on their level and playing right alongside them.

PRO TIP: Use this time for a bathroom reminder in order to avoid unnecessary interruptions later in class.

Curiosity Questions

At your start time ...

Gather everyone together and let them know you are glad they came to church today. Call on several kids to share their answers to the [Welcome Question](#): **What is one of your favorite memories?** Consider sharing one of your own favorite memories.

Thanks for sharing your special memories with us! Today we are going to learn about a very special meal Jesus had with His disciples before He died on the cross. But first it's time to be curious.

Pose the following "I'm curious" questions. Say "I'm curious ..." before each question and give kids a chance to think about and answer each one. After each question, consider having kids share their ideas with a neighbor before you call on one or two of them to share with the group.

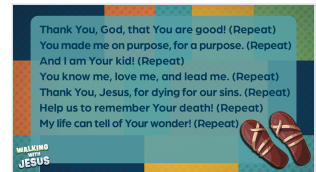
I'm curious ...

- **What are some things you have to remember to do each day?**
- **When was a time you had a very special meal? Were you remembering something special like someone's birthday?**

Declaring God's Wonder

SUPPLIES: Last Supper Declaration Slide

Display the [Last Supper Declaration Slide](#). Read each line boldly and invite kids to repeat after you.



Each week we begin our time with a declaration. These words that we're going to declare together remind us of what God says is true about me and you.

Thank You, God, that You are good! (Kids repeat.)

You made me on purpose, for a purpose. (Kids repeat.)

And I am Your kid! (Kids repeat.)

You know me, love me, and lead me. (Kids repeat.)

Thank You, Jesus, for dying for our sins. (Kids repeat.)

Help us to remember Your death! (Kids repeat.)

My life can tell of Your wonder! (Kids repeat.)

**Wonder
Ink®**

Belief

LESSON 4 **ELEMENTARY**

Large Group

Guide kids into knowing God, exploring His big story, and marveling at His wonder.

LESSON AT A GLANCE

WONDER TRUTH: Jesus Wants Us to Remember His Death

SCRIPTURE: [Luke 22](#)

MEMORY VERSE: [Matthew 11:28](#)

Prayer of Invitation

Before entering into God's big story, lead kids in a prayer of invitation. Use the prayer here or your own words: **Father, thank You for bringing each of us here today. As we learn more about You and Your big story, please teach us through the power of Your Holy Spirit. Help us listen, understand, and walk with You every day. In Jesus' name, Amen.**

God's Big Story

Hear It, Watch It, Experience It!

This lesson includes three opportunities for your kids to enter the story—each one reinforces the others! **HEAR** it read directly from the Bible. **WATCH** it in a video. **EXPERIENCE** it through the live script.



SUPPLIES: Bibles (1 per kid), [Last Supper Title Slide](#), [The Last Supper God's Big Story Video](#)

Display the [Last Supper Title Slide](#) and open a Bible to the book of Luke. Explain that the book of Luke is one of the 4 gospels found at the beginning of the New Testament and tells the story of Jesus life.

For Older Kids: Invite everyone to open their Bibles to [Luke 22](#). To help them find it, let them know that Luke is the third book in the New Testament.

Let's start by reading part of God's big story directly from the Bible. Afterward, we will watch and experience more of the story!

Invite 3–4 volunteers to stand up and take turns reading aloud [Luke 22:7–20](#). Or if your group includes many younger kids, read the verses aloud and with expression as kids follow along in their Bibles.

Then do one or both of the following:

- View [The Last Supper God's Big Story Video](#)
- Use the following [The Last Supper Experience It! Script](#)

Watch God's Big Story

Watch the [The Last Supper God's Big Story!](#)



LESSON 4 THE LAST SUPPER

EXPERIENCE IT! SCRIPT

Ahead of time, divide into groups of 5–6 kids. Determine which parts of your space you will point to for different moments in the story.

Today we are going to talk about something especially important that happened in the life of Jesus—something that still shapes how we worship Him today. Will you help me do that?

Pause for kids to respond. **Great! I'll ask you to act out different moments in the story.**

Sometimes your whole group will act out a moment. Sometimes your group will choose a few kids to act out something. How does that sound? Pause for kids to respond. **Here we go!**

Leader Tip: Rather than have groups of kids act out parts of the story, you may want to have specific kids lead the entire experience of this story from the stage. This is a great way to incorporate the budding actors in your ministry.

By the time Jesus' death on the cross drew near, He had taught many people about the kingdom of God. He had loved people others hated and invited them to sit at His feet and listen. Jesus healed the sick, drove away evil spirits, and forgave sins, completely removing the wrong things people did. The broken parts of the world were being fixed! Everyone, act out how Jesus healed the sick. Allow kids to respond. **Now show me how Jesus loved people.**

Allow kids to respond. Name aloud what you are seeing the kids act out so that the rest of your group can hear. After naming what you see, begin the next part of the story.

Jesus and His disciples traveled to Jerusalem for the Passover Feast. Invite the groups to “travel” by marching in a circle. **Good traveling!**

The Passover Feast was the time when God's people remembered how God delivered the Israelites from slavery in Egypt. Jesus sent Peter and John—two of His disciples—to prepare for the Passover meal. Tell each group to choose two kids to be Peter and John. **As you hear the next words, act out this part of the story! “Where do you want us to prepare for it?” they asked” (Luke 22:9). Jesus told them to enter the city and meet a man carrying a jar of water.** Ask each group to pick a kid to be the man carrying water. Have fun commenting on the different “sizes” of water jars the kids pretend to hold—or if they forget to hold a water jar. **The man would lead Peter and John to a house, and the owner would show them an upstairs guest room for Jesus and His disciples to use. Peter and John left and found things just as Jesus had told**

them, so they prepared the meal (Luke 22:13). OK, water jug kids, lead Peter and John so they can get the meal ready! Allow time for kids to act out this part of the story.

When it was time, Jesus and His disciples took their places at the table. Tell the kids to gather together in their groups at a “table.” Did you know that in Jesus’ time, tables were so low to the ground that people ate lying on their sides? They propped themselves up on their elbows and stretched out. Can you try? Imagine there is a table in the center! Give the kids time to get settled.

Jesus said to His disciples, “I have really looked forward to eating this Passover meal with you. I wanted to do this before I suffer. I tell you, I will not eat the Passover meal again until it is celebrated in God’s kingdom” (Luke 22:15–16). Why did Jesus say that? Jesus knew He was about to suffer and that His death would mean something important. God’s big story was about to have its major moment. Somehow Jesus’ death would lead to a celebration in God’s kingdom.

As I read the next words, act out this part of the story in your groups. Choose one person to demonstrate the actions of Jesus. Allow time for kids to choose who will do the actions of Jesus. During the meal, Jesus took bread, gave thanks to God, and broke it. He handed the pieces to His disciples and said, “This is my body. It is given for you. Every time you eat it, do this in memory of me” (Luke 22:19). The broken bread was a physical picture of Jesus’ body, which would soon be “broken” on the cross. Jesus was going to give His life for the good of the whole world. Jesus wanted the disciples to remember His death. Pause and notice what the groups are doing. Name what you are seeing before moving to the next part of the story.

You can act out this next part too. After supper, Jesus took a cup of wine. “He said, ‘This cup is the new covenant in my blood. It is poured out for you’ ” (Luke 22:20). Pause and notice what the groups are doing.

The wine was a physical picture of Jesus’ blood, which He would soon pour out as He died on the cross. Through dying, Jesus was going to deliver people from their sins and from death itself. This is even greater than when God delivered His people from slavery in Egypt. Jesus was going to make the way for God’s forever kingdom.

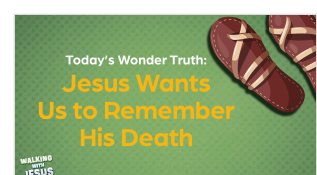
You have done such a great job bringing this story to life. If you’re still laying on your side, you can sit up normally now to hear the ending. Give kids time to get settled; be sure to gently regain their attention if necessary.

Not everyone loved Jesus or believed in His power, including the chief priests and teachers of the law. They would try to put an end to Jesus. But Jesus would triumph through His death. He would defeat the powers of darkness so that the world could be made new again. So remember His death! That’s what Jesus told His disciples, both those who lived then and those who follow Him today. Jesus wants us to remember His sacrifice.

Connecting the Wonder Truth

SUPPLIES: Last Supper Wonder Truth Slide

Display the Last Supper Wonder Truth Slide. Pose the following question to kids to help them connect the Wonder Truth to God’s big story:



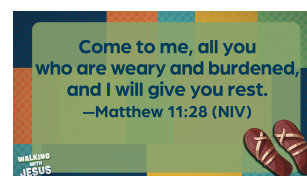
Our Wonder Truth today is **JESUS WANTS US TO REMEMBER HIS DEATH**. Where did you see our Wonder Truth in the story? Allow kids to answer freely.

During the Last Supper, Jesus referred to the cup as “the new covenant in my blood” (Luke 22:20). A covenant is an unbreakable promise. Jesus is God’s unbreakable promise to us. He died on the cross and poured out His blood so our sins can be forgiven and we can have a relationship with God forever!

Memory Verse

SUPPLIES: Memory Verse slide

Display the [Memory Verse Slide](#). The verse we've been learning together this month is **Matthew 11:28**. Jesus gave His own body and blood so that we don't have to carry the heavy burden of sin anymore. Let's read the verse together!



Read the verse aloud to the group. Then invite everyone to read it aloud together. Next go around the room, giving kids who would like to read aloud the chance to read the next one or two words of the verse. Those who don't want to read aloud can simply say, “Pass.”

For an optional discussion, gather kids to talk about these questions:

Our verse today talks about how Jesus gives us rest when we are tired and burdened. What is a burden? Invite the kids to answer.

A burden can be something heavy we are carrying. Sometimes we carry heavy things like sadness or worry in our hearts. Jesus says He can take that from us and give us rest.

- Jesus is talking in this verse—what does this verse show us about Him?
- How can this verse help you when you feel worried or sad?

The logo for Wonder Ink, featuring the words "Wonder" and "Ink" in white, stacked vertically, on a dark blue rectangular background.

Faith

LESSON 4 **ELEMENTARY**

Small Group

Help kids see the wonder of God's story and how it connects to their own story.

Divide your group into smaller groups based on age. If your group is already small, stay together for this time.

Responding in Worship: Contemplating Communion

SUPPLIES: coloring utensils, [Remembering Sheet](#) (1 per kid)

Ahead of time, print one copy of the [Remembering Sheet](#) for each kid. Consider setting up a Communion table with the elements on it to use as a visual during the activity.



Display the [Responding in Worship Slide](#) and gather kids together. **At the Passover meal, when all of God's people were remembering how God saved His people from slavery in Egypt, Jesus introduced Communion. He took the bread and compared it to His body that was going to be broken on the cross for us. Then He took the wine and compared it to His blood that was going to be shed for the forgiveness of our sins. Jesus died on the cross for us and asked us to remember His sacrifice through Communion. Let's take some time to remember what Jesus did for us.**

Hand a [Remembering Sheet](#) to each kid. Set out coloring utensils. Invite kids to find a quiet spot. Let them know that you are going to read Jesus' words about the bread and His body, and invite them to color the bread on their sheets while you do. They might even want to write some words that describe their thankfulness to Jesus.

Read [Luke 22:19](#) aloud: **"Then Jesus took bread. He gave thanks and broke it. He handed it to them and said, 'This is my body. It is given for you. Every time you eat it, do this in memory of me.' "** If you have Communion elements laid out, hold up the bread as you read.

Allow kids to color and write.

After about a minute, read [Luke 22:20](#) aloud: **"In the same way, after the supper he took the cup. He said, 'This cup is the new covenant in my blood. It is poured out for you.' "** If you have Communion elements laid out, hold up the cup as you read.

Then allow kids to color the cup and write their thoughts.

After the kids have had some time to contemplate Jesus' death for them, invite anyone who would like to share their thoughts.

Jesus wants us to remember His death because it is what saves us from our sin. But Jesus didn't stay dead—God raised Him from the dead, proving that He won the victory over sin and death! We have a living God who loves us so much that He died for us!

MEMORY VERSE

**Come to me, all you who are weary
and burdened, and I will give you rest.**

— Matthew 11:28 (NIV)

Questions: Younger Kids

- **Jesus asked two of His disciples to prepare for the meal. Who did He ask?** (*Peter and John*)
- **Who was at the Last Supper with Jesus?** (*Jesus' 12 disciples*)
- **What food items did Jesus give new meaning to at the Last Supper?** (*bread and wine*)
- **What does Communion mean to you?**
- **How is Jesus' death good news for us?**
- **Why do you think Jesus wants us to remember His death?**

Jesus used bread and wine to represent His broken body and the blood that He was going to shed on the cross for you and me. He showed us great love when He died for us on the cross. Let's take some time to thank Jesus and pray together.

Prayer Time: Younger Kids

Invite the kids to share some of the things that Jesus has done that they are thankful for. Then encourage kids to pray aloud, giving their thanks and praise to Jesus. End by thanking Jesus for giving His body and blood for us and for inviting us to remember His death on the cross for our sake.

Questions: Older Kids

- **What holiday were Jesus and His disciples celebrating at the Last Supper? What do God's people spend time remembering at this holiday?** (*Passover is a holiday when God's people remember how He delivered the Israelites from slavery in Egypt.*)
- **In what city did Jesus and His disciples have the Last Supper?** (*Jerusalem*)
- **What did Jesus say the bread and the wine represent?** (See [Luke 22:19–20](#).)
- **How does Communion help us think about what Jesus did for us?**
- **Why do you think Jesus wants us to remember His death?**
- **What does Communion mean to you?**

Jesus used bread and wine to represent His broken body and the blood that He was going to shed on the cross for you and me. Jesus died on the cross for us because He loves us and cares about us. Because of His death, our sins can be forgiven and we can live forever with God. Let's take some time to thank Jesus for His sacrifice.

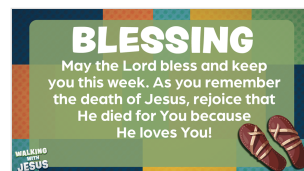
Prayer Time: Older Kids

Invite the kids to find a friend and share a prayer request. Encourage them to pray for one another, thanking Jesus for hearing them and for loving them enough to die for them. Close the prayer time by praying aloud, thanking Jesus for His broken body and shed blood.

Blessing Your Kids

Speak this blessing over your kids, as a group or as individuals. If you bless kids individually, insert each name into the blessing.

Blessing: May the Lord bless and keep you this week. As you remember the death of Jesus, rejoice that He died for You because He loves You!



Large Group or Small Group

Use any of the following activities to reinforce the lesson and keep kids engaged during pick up.

GAME : SHAKE ON IT

In this game, pairs of kids will create complicated handshakes they'll then show to other pairs.

Pair kids up and give partners these instructions: Create a unique, one-of-a-kind, super-active handshake—the more complicated the better.

Mention that kids can include fist bumps, elbow taps, twirls, leaps, high fives, hip bumps, dance moves, or anything and everything that will qualify their special handshakes as entries for “Handshake of the Century.”

Give kids several minutes to work out and practice their handshakes, and then it's time for them to demonstrate their handshakes for the larger group.

Leader Tip: If you have a very large group, it may be impossible to have every pair demonstrate their handshake. Either split your group into two smaller groups (so both can rotate through their pairs quicker) or select a few pairs from among volunteers.

Well done, you handshakers! The only way for you to remember your handshakes is to practice your moves from time to time. That's how we remember something— by keeping it fresh in our minds and thinking about it often. Jesus wanted His followers to remember His death and resurrection, so He gave us Communion—the Last Supper—so we'd regularly talk about and celebrate what He did for us on the cross.

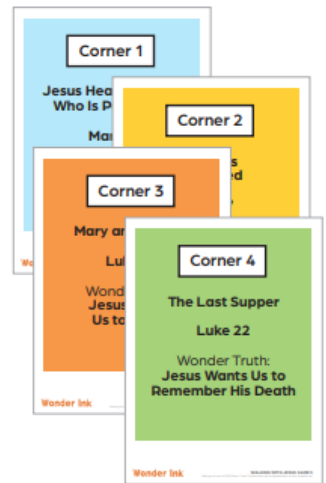
GAME: FOUR CORNERS REVIEW-O-RAMA

SUPPLIES: tape, [Review Sheets](#)

Ahead of time, print the [Review Sheets](#). Tape each of the four pages to the wall in a different corner or area of the room where kids can gather near it.

In this game, kids will hear clues and decide which lesson and Bible story from the Walking with Jesus series fits it best, moving to the corner that represents that lesson and story.

Leader Tip: Some clues match multiple stories, and letting kids explain why they think a clue fits their choice of stories engages them in remembering and review!



Gather kids and point to each of the four corners as you talk about the lesson and Bible story it represents. Remind them of the basics of each lesson's Bible story: **Corner 1 represents the part of God's big story when a man who was unable to walk was healed by Jesus. The man's friends lowered him through a hole in the roof, and Jesus healed his body and forgave his sins. Corner 2 represents the true story of Jesus being anointed by a woman who poured expensive perfume on His feet. Corner 3 represents the true story of Mary and Martha. When Jesus visited these sisters, Martha complained that her sister Mary was too busy listening to Jesus to help her with the work that had to be done. And Corner 4 represents the Last Supper, the meal Jesus shared with His disciples and where He encouraged His followers to remember His death.**

Explain that when you call out a clue, kids will head to the corner they think is connected to the clue. Each time you'll also tell kids how to move to whatever corner they choose, so they need to listen carefully! After each choice is made, you can tell kids how the clue relates to a specific story.

Here are ways kids could move: hop, skip, walk, walk backwards, tiptoe, scoot, somersault, leap, run, crawl.

Here are possible clues: perfume (Corner 2), mat (Corner 1), dinnertime (Corner 3), Passover (Corner 4), roof (Corner 1), feet (Corner 2), this is My body (Corner 4), sisters (Corner 3), hair (Corner 2), working alone (Corner 3), cup (Corner 4), friends (Corner 1), blood (Corner 4), Jesus (any corner), forgiveness (corners 1 or 2), unable to walk (Corner 1), worry and upset (Corner 3), crying (Corner 2), most needed (Corner 3), remember (Corner 4).