

**LESSON 1****THE BURNING BUSH****LESSON AT A GLANCE****WONDER TRUTH:** God Hears and Sees His People**SCRIPTURE:** [Exodus 3](#)**GOD'S BIG STORY:** Because God sees the suffering of the Israelites and hears the cries of His people, He reveals His plan to Moses to lead them out of Egypt.**MEMORY VERSE:** I will spend time thinking about everything you have done. —[Psalm 77:12](#)**CURIOSITY**

Interactive activities to help kids begin thinking about the wonder of God.

- Free Play
- Declaring God's Wonder

**BELIEF**

A deep and interactive dive into Scripture that guides kids into knowing God more deeply, exploring His big story, and marveling at His wonder.

- Prayer of Invitation and Worship
- God's Big Story
- Connecting the Wonder Truth
- Memory Verse: [Psalm 77:12](#)

**FAITH**

An intentional interactive discussion that helps kids discover the wonder of God's story and how it connects to their own.

- Circle Time: Discussion
- Prayer and Blessing

**CLOSING**

Interactive activities to reinforce the lesson and keep kids engaged during pick up.

- Burning Bush Hot and Cold



## LESSON 1 FOR **LEADERS**

### INVITATION

*We invite you to pause, listen, and shift your gaze toward the Father ...*

When Moses glanced up and saw a burning bush, he likely didn't give it a second thought.

Why should he? Fires happened all the time. A lightning strike, embers drifting from a campfire, a couple tinder-dry branches scraping together in the hot wind until something sparked.

But a bush blazing away that wasn't consumed by the flames? *That's* something that deserved a closer look.

So Moses hiked over to investigate ... and his life changed forever.

God never explains why He chose to speak to Moses through a burning bush. But that bush—on fire yet not consumed—is a perfect picture of what becomes of anything or anyone fully yielded to God. Take a few minutes to read [Exodus 3:1–15](#). Notice how it's not just shrubbery that starts to ignite and shine bright for God.

It's Moses too.

We're praying that, as you lead this week, you shine just as brightly. That the Holy Spirit empowers you to connect with your kids, pointing them toward the God who hears them and sees them. The God who loves them and invites them into an eternal friendship.

Kids are used to adults telling them stuff—it's the soundtrack of their lives. But an adult who's clearly on fire with love for them and God? Who's sharing from the heart?

That's something they don't see every day. That's something that deserves a closer look ... so they'll be looking.

Shine brightly, friend. Be on fire.

**DID YOU KNOW?****WHO?**

Moses grew up in Pharaoh's household after his mother placed him in a basket on the Nile River to save him from Pharaoh's decree that all Hebrew male infants be killed. Pharaoh's daughter found him.

**FOUNDATION BUILDING BLOCKS****WHAT?**

While Moses was shepherding his flock at Mount Horeb, God spoke to him from the burning bush. God told Moses to go to Egypt to bring His people out of slavery because God had seen their suffering. God also revealed His name to Moses.

**WHERE?**

Mount Horeb, also called Mount Sinai in the book of Exodus, is thought to be in the southern part of the Sinai Peninsula, which is east of Egypt and west of Midian.

**WHEN?**

By the end of Genesis, Jacob's family, including Joseph and all his brothers, had come to dwell in the land of Egypt. Moses was born after that generation died out, approximately 300 years later. By the time of the exodus, Moses was 80 years old.

**CONNECTING TO GOD'S BIG STORY**

God promised to bless all nations through Abraham's family, which He eventually did through the work of Jesus, a descendant of Abraham. This story shows that God is faithful to His promises and has the power to rescue His people no matter the circumstances.



## Curiosity

### LESSON 1 **EARLY CHILDHOOD**

*Spark curiosity, encourage exploration, and get kids thinking about the wonder of God.*

#### Free Play

##### **As kids arrive...**

Greet kids warmly as they arrive and help them find a game or activity to enjoy until the lesson begins. This is a great opportunity to get to know the kids in your class and play alongside them.

**PRO TIP:** This is also a great opportunity for a bathroom reminder!

#### Clean Up

##### **At the end of free play...**

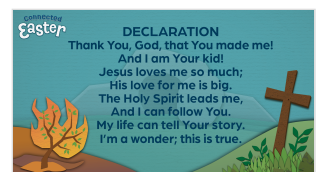
Play the Clean Up video to signal time to put away toys and activities. After working together to clean up, gather kids on sit spots, chairs, or benches to begin the lesson.

#### Declaring God's Wonder

##### **At your start time...**

**SUPPLIES:** Early Childhood Declaration [Slide](#)

Optional: Show the Declaration [Slide](#) and encourage the kids to say the statements and do the motions with you.



**Welcome to church today, friends! I am so glad to be here with all of you. Let's get started with our declaration. These words that we're going to say together remind us of what God says is true about me and you! Repeat after me:**



**Thank You, God, that You made me!** *(Kids repeat words and motions.)*

Make prayer hands, then point up to God and to yourself.

**And I am Your kid!** *(Kids repeat words and motions.)*

Put your hands on your hips.

**Jesus loves me so much;** *(Kids repeat words and motions.)*

Spread your arms out wide to your side one at a time, then pull them in for a hug around your chest.

**His love for me is big.** *(Kids repeat words and motions.)*

Hold your arms up high and wide above your head.

**The Holy Spirit leads me,** *(Kids repeat words and motions.)*

Bring your arms down from the sky, making a path in front of you.

**And I can follow You.** *(Kids repeat words and motions.)*

March like you're following the leader.

**My life can tell Your story,** *(Kids repeat words and motions.)*

Hold your hands in front of you like an open book.

**I'm a wonder; this is true.** *(Kids repeat words and motions.)*

Put your hands up, shaking your fingers, celebrating ("praise hands").



## Belief

### LESSON 1 **EARLY CHILDHOOD**

*Guide kids into knowing God more deeply, exploring His big story, and marveling at His wonder.*

#### LESSON AT A GLANCE

**WONDER TRUTH:** God Hears and Sees His People

**SCRIPTURE:** [Exodus 3](#)

**MEMORY VERSE:** [Psalm 77:12](#)

## Worship

**SUPPLIES:** Worship music videos

**Today we'll learn about how God hears and sees His people. Let's sing and thank God for how He cares for us!**

Play songs and encourage the kids to sing and dance as they praise God.

## Prayer of Invitation

Before entering into God's big story, lead kids in a prayer of invitation. Use the prayer here or your own words: **God, we invite You to teach us through Your Word and help us understand by the power of Your Holy Spirit. Thank You that You hear and see us and care for us so well, and thank You for sending Jesus! We love You and pray in Jesus' name, Amen**

## God's Big Story

**SUPPLIES:** Bible, paper (3 sheets), [God's Big Story Sights and Sounds](#) (1 set), [God's Big Story Video](#)

Ahead of time, print a set of the [God's Big Story Sights and Sounds pictures](#). Set aside three sheets of paper

Hold up a Bible and show the kids. Tell them that today's story comes from the book of Exodus in the Bible. Open a Bible and show them where the story is found.

**Let's hear part of God's big story, a part that comes from the book of Exodus in the Bible.**

## God's Big STORY SCRIPT

**To tell our story today, we're going to use sights and sounds. We'll look at some pictures and make some sounds while we hear the story.**

**The story actually starts long before today's main story. Many years before, God made a special promise to a man named Abraham. God promised that Abraham's family, the Israelites, would be God's people and would live in a land from God. But years later, the Israelites became slaves in Egypt. They were in trouble. They needed God's help. Can you make a sad or crying sound?** Pause to allow the kids to make a sad or crying sound. **The Israelites cried and were sad. And God heard them.**

**A man named Moses was part of God's people, the Israelites. He grew up in Pharaoh's house until he ran away and lived in Midian. There, Moses took care of sheep in the desert. What sound does a sheep make? Can you make that sound?** Pause to allow the kids to make the sound.

**One day Moses saw something strange. A bush (hold up the bush picture or allow a child to hold it up) was on fire but not burning up.** Crumple one sheet of paper (or allow a child to crumple it) to make a crackling sound like burning fire. Then hold up the picture of the burning bush.

**That is weird! So Moses went to get a better look.**



**When God saw what Moses was doing, He called out, “Moses! Moses!” ([Exodus 3:4](#)). Can you call out the name “Moses” too? Pause to allow the kids to call out “Moses! Moses!” **God’s voice was coming from inside the bush! Did Moses know who was speaking to him?****

**“Here I am,” Moses answered ([Exodus 3:4](#)). The fire was still burning. Let’s make more crackling, burning fire sounds with the papers.** Allow two kids to crumple the papers to make the sounds.

**Then God told Moses not to come any closer. God told Moses to take off his sandals. “The place you are standing on is holy ground,” God said ([Exodus 3:5](#)). Holy means something that is special and just for God. Then God told Moses Who He is. “I am the God of your father. I am the God of Abraham. I am the God of Isaac. And I am the God of Jacob” ([Exodus 3:6](#)). Hold up the picture of the sandals. **Moses was talking to the God Who had made Abraham a special promise! But Moses turned his face away. He was afraid to look at God. What would God say next?****

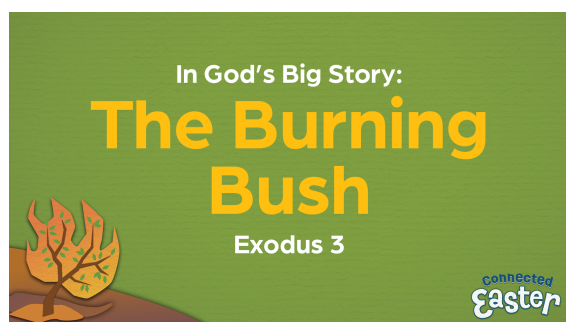
**God told Moses that He saw how His people were being hurt. God heard the Israelites crying, and He cared very much for them. Can you make another crying and sad sound?** Pause to allow the kids to make the sound. **God said He was going to save His people. God was going to bring His people to a great new home. Because God had heard His people’s cries, He wanted Moses to set them free! Can you clap? God was going to save His people! Yay!** Pause to allow the kids to clap.

**Moses was not sure about God’s plan. He did not feel like he could do it. But God promised to be with Moses. Then Moses asked for God’s name. He wanted to tell the people exactly Who had sent him. God told Moses, “I am who I am. Here is what you must say to the Israelites. Tell them, ‘I am has sent me to you’ ” ([Exodus 3:14](#)). God’s name shows that He is the true God, not a fake god. He is the God Who keeps promises! God wanted His people to call Him this name for all time.** Hold up the sign that says, “I am.”

**So God sent Moses to Egypt to go to the Israelite leaders. Moses told them how God met with him. Moses told how God had been watching over His people. God saw that they were being hurt. Moses told about God’s rescue plan to set them free and take them to a good land! God was going to show that He is the God Who rescues His people. Soon the people would know that God hears and sees His people! And someday, God would perform an even greater rescue!**

## Watch God's Big Story

Watch the [Burning Bush God's Big Story Video!](#)



## Connecting the Wonder Truth

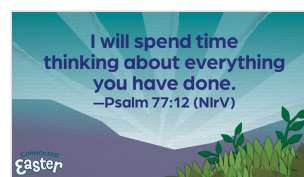
Our Wonder Truth today is **GOD HEARS AND SEES HIS PEOPLE**. Where did you see our Wonder Truth happen in the story? Allow kids to answer freely.

God promised to bless all nations through Abraham's family. Many years later, God did this through Jesus, who is a relative of Abraham. Today in God's big story, we see that God is faithful to His promises and that He has the power to rescue His people, no matter what they are going through.

## Memory Verse

**SUPPLIES:** Bible

Our new memory verse that we're going to be learning together this month reminds us that God hears and sees us. We can remember all the great things God has done and know He is with us, just like He heard and saw Moses and His people. Let's say this verse together:



### MEMORY VERSE

**I will spend time thinking about  
everything you have done.**

—Psalm 77:12

In God's big story today, God spoke to Moses in a strange way—through a bush! Let's practice saying the verse in different types of voices.

- Loud
- Quiet
- Singing
- Slow
- Fast

Now I'm going to show you some motions that go with the words, and you can mimic them as we say the words to the verse together.

- **I WILL SPEND TIME THINKING ABOUT**—*Point to head.*
- **EVERYTHING**—*Stretch hands out in front of you with palms together, then spread arms out wide.*
- **YOU HAVE DONE.**—*Point up.*
- **PSALM 77:12**—*Hold your hands together in front, palms together, as if opening a book.*

Ask the kids these questions:

- **What did God do in Moses' life that Moses may have spent time thinking about?**

- **Why do you think God spoke to Moses from a burning bush?**



## Faith

### LESSON 1 **EARLY CHILDHOOD**

*Help kids see the wonder of God's story and how it connects to their own story.*

Divide kids into small groups and pass out coloring sheets to keep hands busy during discussion. Don't forget to practice the memory verse and award prizes!

### Circle Time: Discussion

**SUPPLIES:** beanbag

Gather the kids and have them sit in a circle, then bring out a beanbag.

**Do you think the fire Moses saw in the bush was hot? It may have been really hot! How would you hold this item if it were a really, really hot potato?** Allow the kids to respond. **You wouldn't be holding it! You'd be passing it as fast as you can!**

**Let's play a game to help us think about what we learned today. Pass this very hot (pretend) potato around the circle as fast as you can. When I say, "Stop!" you'll freeze. Whoever is holding the hot potato gets to answer a question!**

Have the kids pass the beanbag around the circle as fast as they can. Say, "Stop!" periodically and ask a question of the person who has the potato.

### DISCUSSION QUESTIONS

- **What did Moses see in the desert that was strange?** *(a burning bush that didn't burn up)*
- **What did God tell Moses He saw and heard from His people, who were being held captive in Egypt?** *(God saw that they were sad and heard their cries for help.)*
- **What did God do in response to the people's sadness and cries?** *(sent Moses to save them from Egypt)*
- **How do you feel when you see that someone you love (your parent or family member, sister or brother, or a friend or a neighbor) is sad?**
- **Have you ever done something to help someone who was sad? If so, what did you do?**
- **Have you ever been sad? What were you sad about?**
- **How has God helped you when you were sad?**

**When you need help, you can ask God to help you. He will hear you just like He heard His people in our story today! Let's talk to God now in prayer and thank Him for seeing and**

hearing us.

Invite kids to share prayer requests and praises and to pray for each other. Some kids may not be comfortable praying out loud. That's OK! Encourage them to pray silently and to thank God for hearing us and caring about us. God hears all our prayers!

## Prayer and Blessing

After the kids finish, pray with them and thank God for how He hears and sees His people.

**Let's pray and thank God for His help.**

**God, thank You so much that You care for Your people. You hear us and see us. You send help when we need it. We love You. In Jesus' name, Amen.**

Encourage the kids to hold their hands out in front of them, with palms up, as if their hands were open to receive something. Tell them to listen and receive the blessing as you speak it over them.

**Blessing:** May God bless you and lead you. May you remember always that He is the God who hears and sees His people. May you trust in Him, and may He give you peace.



## Closing

### LESSON 1 EARLY CHILDHOOD

*Use the following activities to reinforce the lesson and keep kids engaged during pick up.*

## Closing Game: Burning Bush Hot and Cold

**SUPPLIES:** [Burning Bush Craft Sheet](#)

If you did not make a Burning Bush picture during the Craft Time, print the [Burning Bush Craft Sheet](#) and color the bush green. Then color red, yellow, and orange flames coming from it.

Show the kids the [Burning Bush Craft Sheet](#).

**Today we learned from God's big story that God hears and sees us. He spoke to Moses through a burning bush. Let's play a game where we will get curious and try to find this bush, which will be hidden somewhere in the room.**

Have the kids close their eyes for 30 seconds while you hide the bush somewhere in the room. Then have them open their eyes to find it. To make it easier, you can play Hot and Cold. Say "hot" when the kids get close to the hidden bush and "cold" when they aren't close to finding it. For older kids, you can clap loudly and quickly as they get close to finding it and clap soft and slowly when they aren't close.