

**LESSON 4**  
**THE LAST SUPPER**

**LESSON AT A GLANCE**

**WONDER TRUTH:** Jesus Wants Us to Remember His Death

**SCRIPTURE:** [Luke 22](#)

**GOD'S BIG STORY:** At His last supper with His disciples, Jesus introduces Communion and asks His disciples to use the bread and the cup to remember His death.

**MEMORY VERSE:** Come to me, all who are tired. I will give you rest. —from [Matthew 11:28](#)

**CURIOSITY**

Interactive activities to help kids begin thinking about the wonder of God.

- Free Play
- Declaring God's Wonder



**BELIEF**

A deep and interactive dive into Scripture that guides kids into knowing God more deeply, exploring His big story, and marveling at His wonder.

- Prayer of Invitation and Worship
- God's Big Story
- Connecting the Wonder Truth
- Memory Verse: [From Matthew 11:28](#)

**FAITH**

An intentional interactive discussion that helps kids discover the wonder of God's story and how it connects to their own.

- Circle Time: Discussion
- Prayer and Blessing

**CLOSING**

Interactive activities to reinforce the lesson and keep kids engaged during pick up.

- Room at the Table

**INVITATION**

*We invite you to pause, listen, and shift your gaze toward the Father ...*

Sharing meals together is a natural part of life. While walking with Jesus from town to town, the disciples and Jesus ate together as good friends do. In [Luke 22](#), we see what Christians traditionally refer to as the Last Supper. Take time now to read [Luke 22:7–20](#).

It was time to observe Passover, and Jesus gathered His disciples together to partake of this sacred feast. I wonder if the disciples thought this was just another meal they were eating together. Yes, it had the significance of being Passover, but do you think they realized this was the last supper they would eat with Jesus before He died?

Jesus spoke some powerful words to prepare the disciples for what was just mere hours away. This special supper has become the foundation of an important ritual. Churches all over the world remember Jesus' death by observing the Lord's Supper or Communion.

Whether we physically partake of a drink and food to remember Jesus' death or simply set time aside to sit in Jesus' presence, it is so important that we remember what He did for us. His sacrificial death removed the eternal consequence for sin and provided the way for us to walk daily with Jesus. As we remember His death, may we never forget how our Savior showed His ultimate love to us.

**DID YOU KNOW?****FOUNDATION BUILDING BLOCKS****WHO?**

Jesus shared the Passover Feast with His 12 disciples. He gave Peter (also called Simon) and John (self-described “the disciple Jesus loved”) the task of preparing for the meal according to His instructions. Judas Iscariot served as the group’s treasurer and betrayed Jesus in the garden of Gethsemane.

**WHAT?**

Judas agreed to betray Jesus to the chief priests. Then Jesus shared the Passover meal with His disciples, knowing that His suffering was near. Jesus told the disciples to remember His death as His body would be given for them and His blood poured out.

**WHERE?**

Jesus and His disciples shared the Last Supper in the upstairs guest room of a house within the city walls of Jerusalem. Because it was a two-story house, it was likely owned by a somewhat wealthy person and located in the Upper City near the temple.

**WHEN?**

This story happens during the Passover Feast, when Jewish people remembered how God delivered His people from slavery in Egypt. It comes just before Jesus was betrayed in the garden of Gethsemane, which led to His suffering and death on the cross.

**CONNECTING TO GOD’S BIG STORY**

During the Last Supper, Jesus referred to the cup as “the new covenant in my blood” (Luke 22:20). Jesus was about to give His life and pour out His blood to achieve a new and greater deliverance than the exodus—deliverance from sin and death.

*Spark curiosity, encourage exploration, and get kids thinking about the wonder of God.*

#### Free Play

##### **As kids arrive...**

Greet kids warmly as they arrive and help them find a game or activity to enjoy until the lesson begins. This is a great opportunity to get to know the kids in your class and play alongside them.

**PRO TIP:** This is also a great opportunity for a bathroom reminder!

#### Clean Up

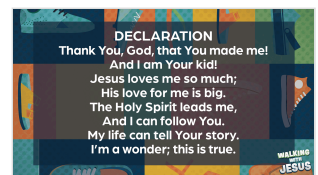
##### **As kids arrive...**

Play the Clean Up video to signal time to put away toys and activities. After working together to clean up, gather kids on sit spots, chairs, or benches to begin the lesson.

#### Declaring God's Wonder

**SUPPLIES:** Early Childhood Declaration [Slide](#)

Show the [Declaration Slide](#) and encourage the kids to say the statements and do the motions with you.



**Welcome to church today, friends! I am so glad to be here with all of you. Let's get started with our declaration. These words that we're going to say together remind us of what God says is true about me and you! Repeat after me:**

**Thank You, God, that You made me!** (*Kids repeat words and motions.*)

Make prayer hands, then point up to God and to yourself.

**And I am Your kid!** (*Kids repeat words and motions.*)

Put your hands on your hips.

**Jesus loves me so much;** Kids repeat words and motions.)

Spread your arms out wide to your side one at a time, then pull them in for a hug around your chest.

**His love for me is big.** (*Kids repeat words and motions.*)

Hold your arms up high and wide above your head.

**The Holy Spirit leads me,** (*Kids repeat words and motions.*)

Bring your arms down from the sky, making a path in front of you.

**And I can follow You.** (*Kids repeat words and motions.*)

March like you're following the leader.

**My life can tell Your story,** (*Kids repeat words and motions.*)

Hold your hands in front of you like an open book.

**I'm a wonder; this is true.** (*Kids repeat words and motions.*)

Put your hands up, shaking your fingers, celebrating ("praise hands").



## Belief

### LESSON 4 EARLY CHILDHOOD

*Guide kids into knowing God more deeply, exploring His big story, and marveling at His wonder.*

#### LESSON AT A GLANCE

**WONDER TRUTH:** Jesus Wants Us to Remember His Death

**SCRIPTURE:** [Luke 22](#)

**MEMORY VERSE:** [From Matthew 11:28](#)

## Worship

**SUPPLIES:** Worship music videos

**Today we'll learn about how Jesus gave the disciples and us a special way to remember Him. Let's sing together about how much Jesus loves us and the great things He has done for us!**

Play songs and encourage the kids to sing and dance as they praise God.

## Prayer of Invitation

Before entering into God's big story, lead kids in a prayer of invitation. Use the prayer here or your own words: **God, it can feel hard to talk about sad things. So, we ask that Your Holy Spirit**

**fills our minds and hearts with peace today as we talk about and remember Jesus' death. Thank You for Your love and thank You for Jesus. In Jesus' name, Amen.**

## God's Big Story

**SUPPLIES:** Bible

Hold up a Bible and show the kids. Tell them today's story comes from the book of Luke in the Bible. Open a Bible and show them where the story is found. Tell them that Luke is one of the first four books of the New Testament, the Gospels.

**Let's hear part of God's big story, which comes from the book of Luke in the Bible.**

Read the God's Big Story Script provided or read [Luke 22:7–20](#) from the Bible.

### God's Big STORY SCRIPT: THE LAST SUPPER

**SUPPLIES:** Bible, length of butcher paper for table top, [God's Big Story Video](#)

Before you begin, take the butcher paper and place it on the floor in the center of your teaching area. Invite the kids to join you as you sit on the floor near the paper. Tell them to pretend it is a table that you are all sitting around. If you have a large group, you may need more than one piece of butcher paper.

**Thank you all for joining me around this table. We have been wondering about this special meal that Jesus had with His disciples. Now we get to hear the whole story from the Bible. As I tell it to you, we are going to act out a few parts of the story together, so listen closely to what I say.**

**When this meal happened, it was almost time for Jesus to die on the cross. Jesus told a lot of people about God's kingdom. He helped a lot of people. Jesus loved people even when they did not love Him. Jesus forgave people's sins. The broken parts of the world were being fixed!**

**Before they ate this meal, Jesus and His disciples traveled to Jerusalem for the Passover Feast. Let's take a quick walk, like we are heading to Jerusalem.** Invite the kids to stand and walk in a circle around the paper. Sit down when you have returned to your original position. **We made it! The Passover Feast was when God's people remembered how God saved the Israelites from Egypt.**

**Jesus sent Peter and John—two of His disciples—to get ready for the Passover meal. Jesus told Peter and John to go to the city and meet a man carrying a jar of water. The man would lead them to a house. The owner would show them a room for Jesus and His disciples to use. Peter and John did what Jesus said. They got ready for the meal. What kind of things do you think Peter and John might have done to get the meal ready?** Take a minute to brainstorm some things you might do to prepare for a meal, such as go to a market, cut and cook food, set the table, etc. Then encourage the kids to act out one those actions. **Great job getting everything ready!**

When it was time to eat, Jesus and His disciples sat at the table. Jesus told them He was going to be hurt. Jesus knew that He was going to die soon.

When they were eating, Jesus took bread. He thanked God and broke the bread apart. He handed the pieces to His disciples. **I am going to pretend like I have some bread here, and I am going to share it with you all.** Act out breaking the bread and then pretend to pass it around the circle. Keep the kids engaged by saying each child's name as you go around the group. **Jesus told them that the bread is His body that He was giving for them. Jesus said, "Every time you eat it, remember me" (from Luke 22:19).** The broken bread was like Jesus' body, which was going to be "broken" on the cross. Jesus was going to give His life for the good of the whole world. Jesus wanted the disciples to remember this sacrifice He was going to make.

After supper, Jesus took a cup of wine. **Can you pretend to hold a cup?** Hold your pretend cups up and then set them down in front of you. **Jesus told them the cup is the new promise. The wine was like Jesus' blood when He died on the cross. When He died, Jesus was going to save people from their sins. Jesus was going to make the way for God's forever kingdom.**

Jesus was going to beat sin and death! Jesus told His disciples to remember His death. **Let's tap our heads like we are remembering something very important, because we are!** Demonstrate tapping your forehead with your index finger. **We can remember His death!**

Now, let's see if we can remember all the ways we walked with Jesus and the disciples in this story today. **First, we walked to Jerusalem for Passover. Then, we got the meal ready with Peter and John. Then, there was the bread, like Jesus' body, and the wine, like Jesus' blood. Everything we did helps us remember—because Jesus wants us to remember His death!**

When we remember Jesus' death, we are also remembering His love. Jesus loves us so much that he was willing to die for us.

## Watch God's Big Story

Watch the [Last Supper God's Big Story!](#)



## Connecting the Wonder Truth

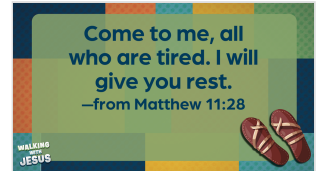
Our Wonder Truth today is **JESUS WANTS US TO REMEMBER HIS DEATH.**

At His last supper with His disciples, Jesus tells about Communion—that's when God's people drink from the cup and eat the bread. Jesus tells His disciples, and tells us today in the Bible, to use the bread and the cup to remember His death. He died to take the

punishment for our sins so we can be forgiven and saved. After He died, Jesus rose again. We can trust in Jesus as our Savior!

## Memory Verse

**SUPPLIES:** Bible, paper cups (1 per kid), drinking water, memory verser slide



### MEMORY VERSE

**Come to me, all who are tired. I will give you rest.**

—from Matthew 11:28

Ahead of time, set out a cup for each child and fill it with cool drinking water.

**Our memory verse comes from a book of the Bible called Matthew, which is the first book in the New Testament. Matthew 11:28 says, “Come to me, all you who are tired ... I will give you rest.” When we walk with Jesus, Jesus cares for us and our needs. When we are tired or weary, God will give us rest and peace. Let’s play a game together to help us remember this verse.**

Invite the children to stand. Explain that you all are going to do some exercises together so you can all feel a little tired. Start by leading the kids in a few jumping jacks. **How is everyone feeling? Is anyone tired yet?** Then lead the kids in a few toe touches. How is everyone feeling? Anyone tired yet? Then lead the kids as you run in place. **How is everyone feeling? Anyone tired yet? I sure am! Let’s all enjoy a cool glass of water as we rest.** Distribute the cups of water. **This cool, refreshing water helps remind me of how God cares for me when I’m tired.**

**Leader Tip:** Keep this time fun and silly with your role as the exercise leader. You can exaggerate your motions and play up how tired you are feeling.

- **COME TO ME,**—Fan one arm toward your body, as if inviting someone to come with you.
- **ALL**—Spread your arms out in a circle.
- **WHO ARE TIRED.**—Pretend to sleep.
- **I WILL GIVE YOU REST.**—Cross arms over your chest.
- **FROM MATTHEW 11:28**—Hold your hands together in front, palms together, as if opening a book.

Gather kids to discuss these questions:

- **God invites us to come to Him when we need rest, but how do we do that?** (The kids may surprise you with their insightful answers, but you can be ready to prompt them with ideas about talking to God in prayer, reading/listening to/remembering encouraging stories from the Bible, singing worship songs, enjoying nature, talking to godly grown-ups, etc.)



*Help kids see the wonder of God's story and how it connects to their own story.*

Divide kids into small groups and pass out coloring sheets to keep hands busy during discussion. Don't forget to practice the memory verse and award prizes!

### Circle Time: Contemplating Communion

**SUPPLIES:** coloring utensils, Communion elements, [Remembering Sheet](#) (1 per kid),

Ahead of time, print a [Remembering Sheet](#) for each kid. **Jesus died on the cross for us and asked us to remember it through Communion. Communion is a time when followers of Jesus eat the bread and drink the juice or wine, just like Jesus and His disciples did. Let's take some time to remember what Jesus did for us.**


Give each kid a [Remembering Sheet](#) and set out coloring utensils. Invite kids to find a quiet spot where they can color. Let them know that you're going to read Jesus' words about the bread and His body, and invite them to color the bread on their sheets while you do.

Read [Luke 22:19](#) aloud: **"Then Jesus took bread. He gave thanks and broke it. He handed it to them and said, 'This is my body. It is given for you. Every time you eat it, do this in memory of me.'"** If you have Communion elements laid out, hold up the bread as you read.

After a few moments, read [Luke 22:20](#) aloud: **"In the same way, after the supper he took the cup. He said, 'This cup is the new covenant in my blood. It is poured out for you.'"** If you have Communion elements laid out, hold up the cup as you read. Encourage the kids to color the cup on their papers.

After the kids have had some time to think about Jesus' death, invite anyone who would like to, to share their thoughts.

**Jesus wants us to remember His death because it is what saves us from our sin. But Jesus didn't stay dead—God raised Him from the dead. Jesus is alive! We have a living God who loves us so much that He died for us. We can be forgiven for our sins by asking Jesus to forgive us. He loves us so much!**



After the kids finish, pray with them and thank God for Jesus and His sacrifice.

**God, thank You that we can remember Jesus and His sacrifice. Thank You that we can be forgiven and saved through Jesus! Jesus won over sin and death! In Jesus' name, Amen.**

Encourage the kids to hold their hands out in front of them, with palms up, as if their hands were open to receive something. Tell them to listen and receive the blessing as you speak it over them.

**Blessing:** As you remember the death of Jesus, may you rejoice in His great love for you!



## Closing

### LESSON 4 EARLY CHILDHOOD

*Use the following activity to reinforce the lesson and keep kids engaged during pick up.*

#### Game: Room at the Table

**SUPPLIES:** butcher paper tablecloth from God's Big Story time

Gather the children around the tablecloth that you taped to the floor during God's Big Story time. If you didn't use it, tape a large piece of butcher paper to the floor.

**In our story, Jesus was at a table with His disciples. We're going to play a game to help us remember this story.**

Explain that one child will start by being the seeker and all the other kids will hide around the room. After the seeker has counted to 20 (vary as needed), his job is to go around the room as quickly as possible and find all the kids who are hiding. As kids are found, they should take a seat around the tablecloth. The last kid to be found gets to be the next seeker, and the group can play again as time allows.

**When we remember Jesus' death, we are also remembering His love. Jesus loves us so much, and He wants everyone to know about His love. With Jesus, there is always room for more people to know Him and love Him. We can help spread that love by sharing His story and His love with others!**